

**Process Code Maintenance User Guide**

# **Oracle FLEXCUBE Universal Banking**

Release 14.4.0.2.0

**Part No. F36581-01**

November 2020

## Process Code Maintenance User Guide

Oracle Financial Services Software Limited

Oracle Park

Off Western Express Highway

Gurgaon (East)

Mumbai, Maharashtra 400 063

India

Worldwide Inquiries:

Phone: +91 22 6718 3000

Fax: +91 22 6718 3001

<https://www.oracle.com/industries/financial-services/index.html>

Copyright © 2007, 2020, Oracle and/or its affiliates. All rights reserved.

Oracle and Java are registered trademarks of Oracle and/or its affiliates. Other names may be trademarks of their respective owners.

U.S. GOVERNMENT END USERS: Oracle programs, including any operating system, integrated software, any programs installed on the hardware, and/or documentation, delivered to U.S. Government end users are "commercial computer software" pursuant to the applicable Federal Acquisition Regulation and agency-specific supplemental regulations. As such, use, duplication, disclosure, modification, and adaptation of the programs, including any operating system, integrated software, any programs installed on the hardware, and/or documentation, shall be subject to license terms and license restrictions applicable to the programs. No other rights are granted to the U.S. Government.

This software or hardware is developed for general use in a variety of information management applications. It is not developed or intended for use in any inherently dangerous applications, including applications that may create a risk of personal injury. If you use this software or hardware in dangerous applications, then you shall be responsible to take all appropriate failsafe, backup, redundancy, and other measures to ensure its safe use. Oracle Corporation and its affiliates disclaim any liability for any damages caused by use of this software or hardware in dangerous applications.

This software and related documentation are provided under a license agreement containing restrictions on use and disclosure and are protected by intellectual property laws. Except as expressly permitted in your license agreement or allowed by law, you may not use, copy, reproduce, translate, broadcast, modify, license, transmit, distribute, exhibit, perform, publish or display any part, in any form, or by any means. Reverse engineering, disassembly, or decompilation of this software, unless required by law for interoperability, is prohibited. The information contained herein is subject to change without notice and is not warranted to be error-free. If you find any errors, please report them to us in writing.

This software or hardware and documentation may provide access to or information on content, products and services from third parties. Oracle Corporation and its affiliates are not responsible for and expressly disclaim all warranties of any kind with respect to third-party content, products, and services. Oracle Corporation and its affiliates will not be responsible for any loss, costs, or damages incurred due to your access to or use of third-party content, products, or services.

## Contents

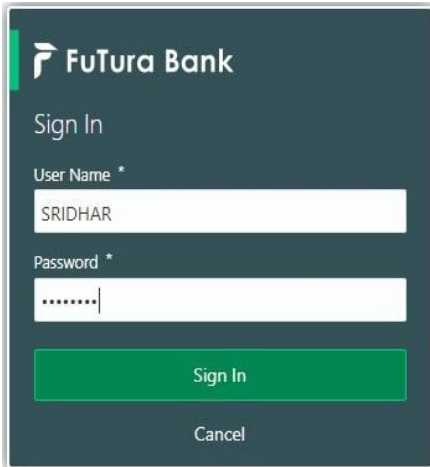
<b>1</b>	<b>Process Code Maintenance</b> .....	<b>1</b>
1.1	Initiate Process Code Maintenance .....	1
<b>2</b>	<b>Reference and Feedback</b> .....	<b>4</b>
2.1	References .....	4
2.1.1	Documentation Accessibility .....	4
2.2	Feedback and Support.....	4
<b>3</b>	<b>Index</b> .....	<b>5</b>

# 1 Process Code Maintenance

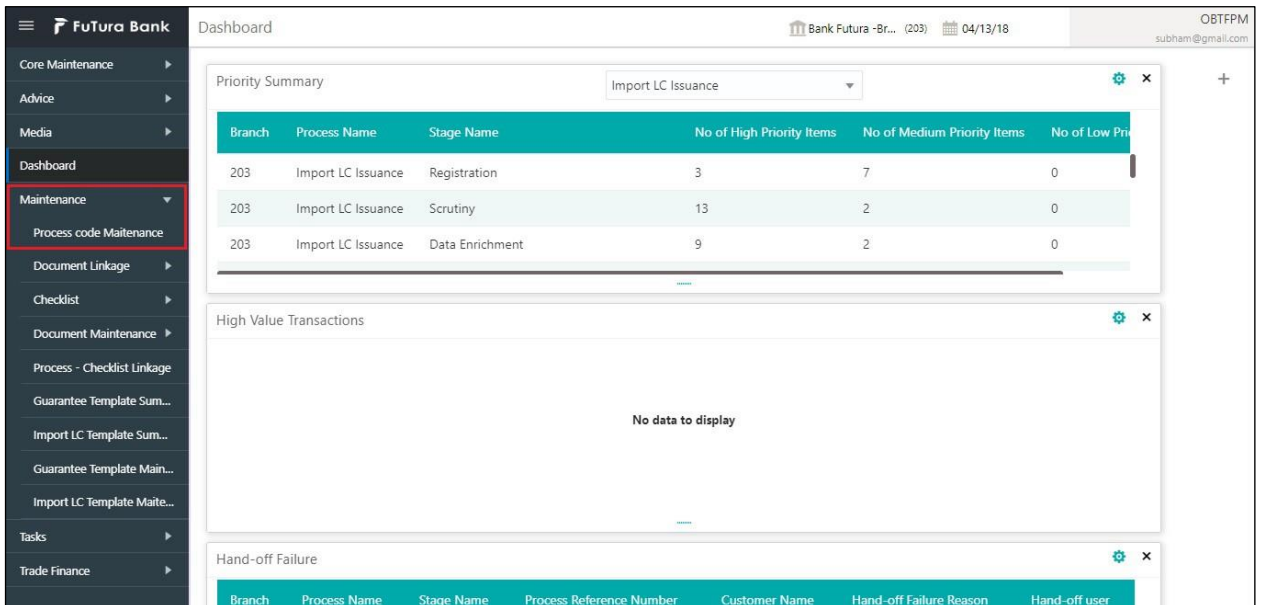
Process code maintenance enables the user to set the process code to the individual stages according to the process. In the subsequent steps, let's look at the details for creating a process code:

## 1.1 Initiate Process Code Maintenance

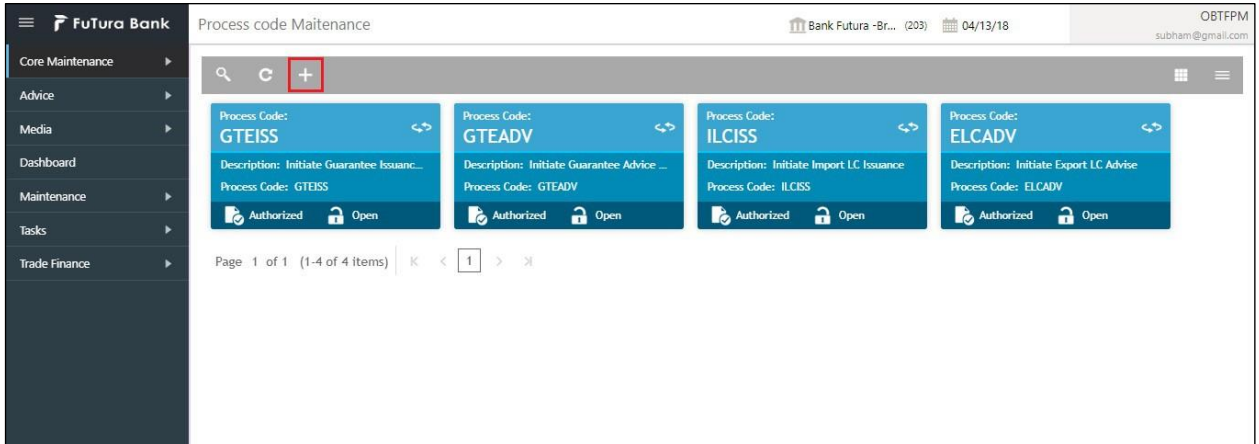
- Using the entitled login credentials for registration stage, login to the application.



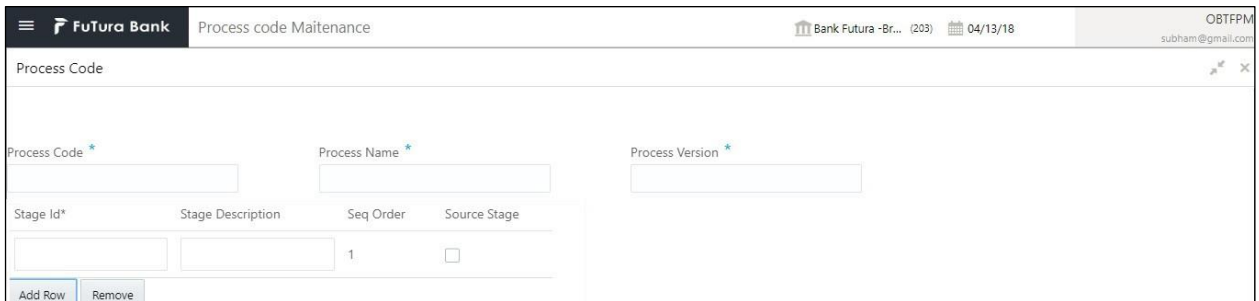
- Click **Core Maintenance > Process Code Maintenance** on the left pane of the application.



3. Click **Plus** Icon to create a new process code



4. Provide process code details based on the description provided in the following table:



**Table 1: Field Description**

Field	Description
Process Code	Provide an unique abbreviation for the process name. The code must be an alphanumeric text with length of maximum 10 character.
Process Name	Provide the process name.
Application Category Code	Provide the version of the process.

- Click **Add Row** to capture the stage details that needs to be mapped to the process code as per the description the following table:

**Table 2: Field Description**

Field	Description
Stage ID	Provide an unique ID for the stage.
Stage Description	Provide the description of the stage.
Seq Order	The sequence order identifies the order of the stage in the complete process. Registration must be first in sequence order.
Source Stage	Enables to identify if the particular stage is the starting point of the process.

## 2 Reference and Feedback

### 2.1 References

For more information on any related features, you can refer to the following documents:

1. Getting Started User Guide
2. Common Core User Guide

#### 2.1.1 Documentation Accessibility

For information about Oracle's commitment to accessibility, visit the Oracle Accessibility Program website at <http://www.oracle.com/pls/topic/lookup?ctx=acc&id=docacc>.

### 2.2 Feedback and Support

Oracle welcomes customers' comments and suggestions on the quality and usefulness of the document. Your feedback is important to us. If you have a query that is not covered in this user guide or if you still need assistance, please contact documentation team.

### 3 Index

Initiate Process Code Maintenance .....	1
Process Code Maintenance.....	1